

Introduction

Quick Stats

Total Number of Constituent Schemes	33	Total Number of Scheme Providers	14
Number of Scheme with FE Alpha Rated Managers	n/a	Average VR Rating	★★★

Top Performing Schemes over 1 year

Name	%
SBI - Small & Midcap	78.66
L&T - Emerging Businesses	66.50
Reliance - Small Cap	62.97
HDFC - Small Cap	60.75
HSBC - Midcap Equity	60.41

Bottom Performing Schemes over 1 year

Name	%
Indiabulls - Value Discovery	35.07
Axis - Small Cap	38.31
Sundaram - Select Micro Cap Sr XI	38.47
Sahara - Star Value	39.57
DSP BlackRock - Micro Cap	42.77

Top Performing Schemes over 3 years

Name	%
SBI - Small & Midcap	118.18
L&T - Emerging Businesses	106.11
Sundaram - Select Micro Cap Sr V	101.36
Reliance - Small Cap	98.02
Aditya Birla Sun Life - Small & Midcap	94.91

Bottom Performing Schemes over 3 years

Name	%
Union - Small and Midcap	41.02
Sahara - Star Value	53.40
Axis - Small Cap	57.83
Sundaram - SMILE	67.48
Sundaram - Select Micro Cap Sr II	69.79

Top Performing Schemes over 5 years

Name	%
SBI - Small & Midcap	395.70
Reliance - Small Cap	337.82
DSP BlackRock - Micro Cap	305.69
Franklin Templeton - Franklin India Smaller Companies	272.44
Aditya Birla Sun Life - Small & Midcap	239.78

Bottom Performing Schemes over 5 years

Name	%
Sahara - Star Value	132.54
HDFC - Small Cap	193.77
HSBC - Midcap Equity	219.66
Sundaram - SMILE	232.04
Aditya Birla Sun Life - Small & Midcap	239.78

Most Volatile Schemes over 1 year to Last Month End

Name	%	Volatility
1 Sundaram - SMILE	55.58	13.50
2 Sundaram - Select Micro Cap Sr V	59.87	13.43
3 Sahara - Star Value	39.57	13.40
4 Sundaram - Select Micro Cap Sr VII	59.28	13.38
5 Sundaram - Select Micro Cap Sr VI	59.41	13.27

Most Volatile Schemes over 3 years to Last Month End

Name	%	Volatility
1 Sundaram - SMILE	67.48	20.57
2 Sundaram - Select Micro Cap Sr V	101.36	20.35
3 Sundaram - Select Micro Cap Sr VI	90.72	20.31
4 Sundaram - Select Micro Cap Sr VII	91.95	20.11
5 Sahara - Star Value	53.40	20.00

Most Volatile Schemes over 5 years to Last Month End

Name	%	Volatility
1 Sundaram - SMILE	232.04	23.43
2 Sahara - Star Value	132.54	23.06
3 HSBC - Midcap Equity	219.66	21.46
4 Reliance - Small Cap	337.82	20.95
5 DSP BlackRock - Micro Cap	305.69	18.42

Least Volatile Schemes over 1 year to Last Month End

Name	%	Volatility
1 Franklin Templeton - Franklin India Smaller Companies	43.46	8.03
2 Axis - Small Cap	38.31	8.46
3 Union - Small and Midcap	43.01	9.46
4 Sundaram - Select Micro Cap Sr XI	38.47	10.13
5 L&T - Emerging Businesses	66.50	10.48

Least Volatile Schemes over 3 years to Last Month End

Name	%	Volatility
1 Axis - Small Cap	57.83	12.99
2 Franklin Templeton - Franklin India Smaller Companies	73.20	13.69
3 Union - Small and Midcap	41.02	15.48
4 HDFC - Small Cap	80.37	16.08
5 DSP BlackRock - Micro Cap	93.76	16.34

Least Volatile Schemes over 5 years to Last Month End

Name	%	Volatility
1 HDFC - Small Cap	193.77	15.08
2 Franklin Templeton - Franklin India Smaller Companies	272.44	15.85
3 SBI - Small & Midcap	395.70	17.50
4 Aditya Birla Sun Life - Small & Midcap	239.78	17.95
5 DSP BlackRock - Micro Cap	305.69	18.42

*Please note this data is displayed in Local Currency for each scheme

Performance Chart Over 5 Years



04/01/2013 - 05/01/2018 Powered by data from FE

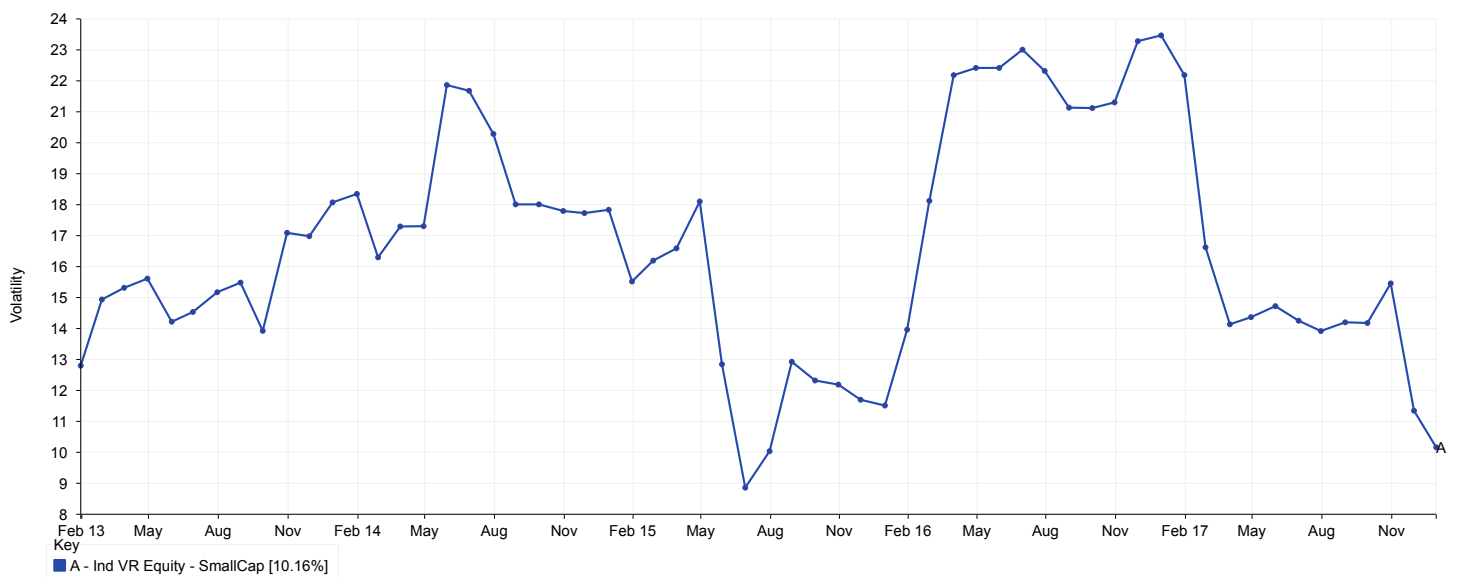
Cumulative Performance To Last Month End

	3 Months	6 Months	1 Year	3 Years	5 Years
Equity - SmallCap	17.79	20.58	50.10	74.15	220.91

Discrete Annual Performance to Last Month End

	0-12m	12-24m	24-36m	36-48m	48-60m
Equity - SmallCap	50.10	4.72	10.79	78.98	2.96

Rolling Monthly Volatility Chart over 5 years



31/01/2013 - 29/12/2017 Powered by data from FE

Top Schemes by Scheme Size as at Last Month End

Name	Scheme Assets (INR)(m)
Franklin Templeton - Franklin India Smaller Companies	70,750.31
DSP BlackRock - Micro Cap	64,667.62
Reliance - Small Cap	56,639.04
L&T - Emerging Businesses	35,866.63
HDFC - Small Cap	17,831.35

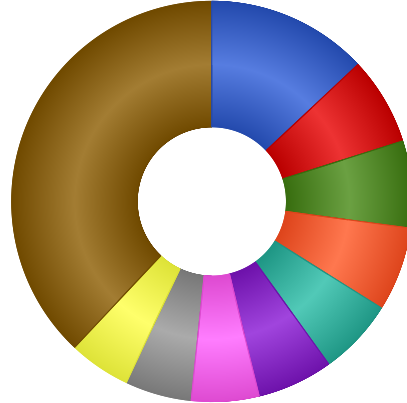
Top Schemes by Sharpe Ratio against Sector Average over 1 Year

Name	1 Yr Performance	Sharpe
SBI - Small & Midcap	78.66	6.90
L&T - Emerging Businesses	66.50	6.01
HDFC - Small Cap	60.75	5.45
Franklin Templeton - Franklin India Smaller Companies	43.46	4.98
Reliance - Small Cap	62.97	4.83

Portfolio Members as at 05/01/2018 (Performance to latest month end)								
Scheme Name	Asset Class	VR Rating	6 Mth %	1 Yr %	3 Yr %	5 Yr %	Volatility (1 yr)	Volatility (3 yr)
Aditya Birla Sun Life - Emerging Leaders S5	Equity		27.22	57.93	83.20	-	11.41	16.61
Aditya Birla Sun Life - Emerging Leaders S7	Equity		15.98	44.92	-	-	12.50	-
Aditya Birla Sun Life - Small & Midcap	Equity	★★	21.94	56.70	94.91	239.78	12.98	17.06
Axis - Small Cap	Equity		17.23	38.31	57.83	-	8.46	12.99
DSP BlackRock - Micro Cap	Equity	★★★	17.15	42.77	93.76	305.69	10.95	16.34
Franklin Templeton - Franklin India Smaller Companies	Equity	★★★★	18.41	43.46	73.20	272.44	8.03	13.69
HDFC - Small Cap	Equity	★★	26.26	60.75	80.37	193.77	10.51	16.08
HSBC - Midcap Equity	Equity	★★	25.03	60.41	78.65	219.66	13.24	19.47
ICICI Prudential - Value S18	Equity		-	-	-	-	-	-
Indiabulls - Value Discovery	Equity		10.01	35.07	-	-	11.02	-
L&T - Emerging Businesses	Equity	★★★★	22.07	66.50	106.11	-	10.48	17.88
Reliance - Small Cap	Equity	★★★	28.87	62.97	98.02	337.82	12.32	18.53
Sahara - Star Value	Equity		13.27	39.57	53.40	132.54	13.40	20.00
SBI - Small & Midcap	Equity	★★★★★	42.03	78.66	118.18	395.70	10.90	16.79
Sundaram - Select Micro Cap Sr I	Equity		21.70	51.18	70.12	-	10.87	18.23
Sundaram - Select Micro Cap Sr II	Equity		21.71	50.74	69.79	-	10.90	18.19
Sundaram - Select Micro Cap Sr III	Equity		21.81	51.02	69.89	-	10.88	18.22
Sundaram - Select Micro Cap Sr IV	Equity		21.86	50.75	69.90	-	10.88	18.31
Sundaram - Select Micro Cap Sr IX	Equity		23.52	58.54	-	-	12.45	-
Sundaram - Select Micro Cap Sr V	Equity		24.00	59.87	101.36	-	13.43	20.35
Sundaram - Select Micro Cap Sr VI	Equity		23.84	59.41	90.72	-	13.27	20.31
Sundaram - Select Micro Cap Sr VII	Equity		23.80	59.28	91.95	-	13.38	20.11
Sundaram - Select Micro Cap Sr VIII	Equity		23.53	58.59	-	-	12.47	-
Sundaram - Select Micro Cap Sr X	Equity		23.60	58.32	-	-	12.53	-
Sundaram - Select Micro Cap Sr XI	Equity		19.23	38.47	-	-	10.13	-
Sundaram - Select Micro Cap Sr XII	Equity		18.27	-	-	-	-	-
Sundaram - Select Micro Cap Sr XIV	Equity		20.39	-	-	-	-	-
Sundaram - Select Micro Cap Sr XV	Equity		19.15	-	-	-	-	-
Sundaram - Select Micro Cap Sr XVI	Equity		-	-	-	-	-	-
Sundaram - Select Micro Cap Sr XVII	Equity		-	-	-	-	-	-
Sundaram - SMILE	Equity	★	18.26	55.58	67.48	232.04	13.50	20.57
Sundaram - Value Sr VII	Equity		13.81	-	-	-	-	-
Union - Small and Midcap	Equity	★	18.63	43.01	41.02	-	9.46	15.48


Sector Weightings as at Dec 31, 2017

Rank	Change	Name	% Weighting
1	■	Industrials	13.02
2	■	Chemicals	7.10
3	■	Financials	7.01
4	■	Consumer Non-Durables	6.80
5	■	Cash & Cash Equivalents	6.15
6	■	Consumer Durables	6.12
7	■	Automotive	5.44
8	■	Construction	5.38
9	■	Capital Goods	4.99
10	■	Other	37.99



Region Weightings as at Dec 31, 2017

Rank	Change	Name	% Weighting
1	■	India	100.00



Asset Weightings as at Dec 31, 2017

Rank	Change	Name	% Weighting
1	■	Indian Equities	93.67
2	■	Cash & Cash Equivalents	6.15
3	■	Money Market	0.18

