


Biography	Ms. Hetal P. Shah is a B.Com, MBA, and JAIIB. Prior to joining Baroda AMC she has worked with Bank of India from may 1999.	
------------------	--	---

Funds currently managed			
Scheme	Sector	Sole/Co-managed	Since
Baroda Pioneer Gilt	Debt - Gilt Medium & Long Term	sole	01/01/2008
Baroda Pioneer Income	Debt - Income	sole	01/01/2008
Baroda Pioneer Liquid	Debt - Liquid	co-managed	01/01/2008
Baroda Pioneer MIP	Hybrid - Debt-oriented Conservative	sole	01/01/2008
Baroda Pioneer Treasury Advantage	Debt - Ultra Short Term	co-managed	10/06/2009
Baroda Pioneer Short Term Bond	Debt - Short Term	co-managed	14/06/2010
Baroda Pioneer Dynamic Bond	Debt - Dynamic Bond	co-managed	22/06/2012

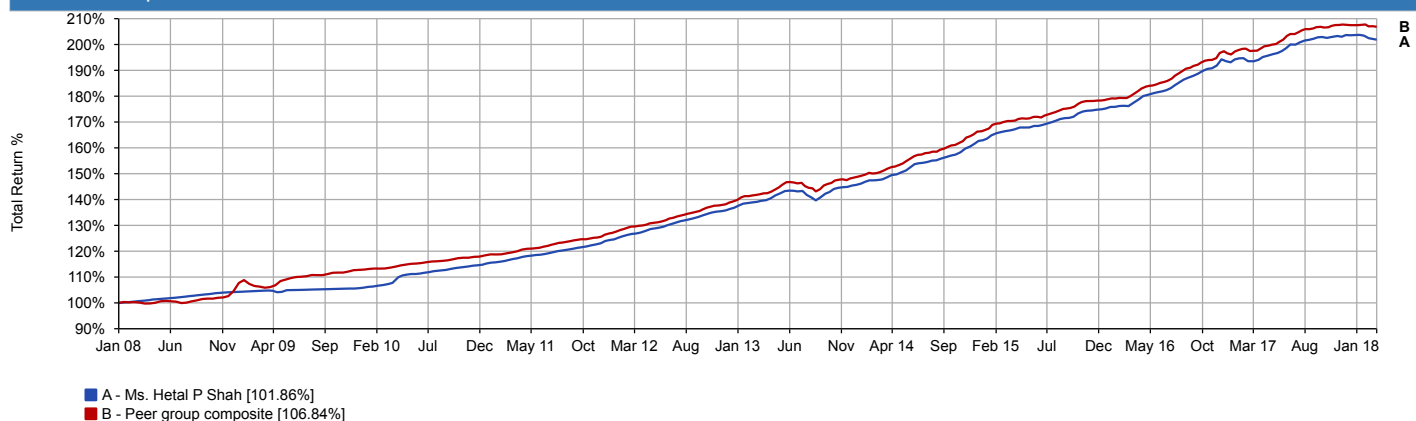
Funds managed previously		
Scheme	Sector	Periods
Baroda Pioneer Credit Opportunities	Debt - Credit Opportunities	from 08/01/2015 to 23/07/2017
Baroda Pioneer FMP Sr M	Debt - FMP	from 25/02/2014 to 10/04/2017
Baroda Pioneer FMP Sr N	Debt - FMP	from 21/03/2014 to 10/04/2017
Baroda Pioneer FMP Sr J	Debt - FMP	from 17/12/2013 to 28/12/2016
Baroda Pioneer FMP Sr E	Debt - FMP	from 26/08/2013 to 06/09/2016
Baroda Pioneer PSU Bond	Debt - Income	from 07/12/2009 to 29/01/2016
Baroda Pioneer FMP Sr L	Debt - FMP	from 20/02/2014 to 02/03/2015
Baroda Pioneer FMP Sr K	Debt - FMP	from 17/02/2014 to 25/02/2015
Baroda Pioneer FMP Sr G	Debt - FMP	from 13/09/2013 to 23/09/2014
Baroda Pioneer FMP Sr B	Debt - FMP	from 18/03/2013 to 03/04/2014
Baroda Pioneer FMP Sr C	Debt - FMP	from 22/03/2013 to 03/04/2014
Baroda Pioneer FMP Sr A	Debt - FMP	from 04/03/2013 to 06/03/2014
Baroda Pioneer FMP Sr H	Debt - FMP	from 26/11/2013 to 28/02/2014
Baroda Pioneer FMP Sr F	Debt - FMP	from 11/09/2013 to 19/12/2013
Baroda Pioneer FMP Sr D	Debt - FMP	from 26/08/2013 to 26/11/2013
Baroda Pioneer 367D FMP S4	Debt - FMP	from 10/05/2012 to 20/05/2013
Baroda Pioneer 370D FMP S1	Debt - FMP	from 26/03/2012 to 03/04/2013
Baroda Pioneer 367D FMP S3	Debt - FMP	from 29/02/2012 to 04/03/2013
Baroda Pioneer 367D FMP S2	Debt - FMP	from 13/10/2011 to 25/10/2012
Baroda Pioneer 367D FMP S1	Debt - FMP	from 17/06/2011 to 28/06/2012
Baroda Pioneer 90D FMP S6	Debt - FMP	from 19/03/2012 to 18/06/2012
Baroda Pioneer 380D FMP S1	Debt - FMP	from 09/03/2011 to 28/03/2012
Baroda Pioneer 90D FMP S5	Debt - FMP	from 12/12/2011 to 19/03/2012
Baroda Pioneer 90D FMP S4	Debt - FMP	from 15/09/2011 to 19/12/2011
Baroda Pioneer 90D FMP S3	Debt - FMP	from 17/06/2011 to 26/09/2011
Baroda Pioneer 90D FMP S2	Debt - FMP	from 07/06/2011 to 07/09/2011
Baroda Pioneer 90D FMP S1	Debt - FMP	from 09/03/2011 to 08/06/2011

Summary	
Verdict	Overall, performing about the same as the peer group composite. However, over a long track record, the manager has underperformed the peer group more often than not. There is not sufficient data to say whether good stockpicking has had any real effect on results, which have not been particularly exposed to falling markets.
Additional comment	-

Cumulative performance to last month end

	1 Month	3 Months	6 Months	1 Year	3 Years	5 Years	7 Years	Since 31/12/2007
Ms. Hetal P Shah	-0.66	-0.89	-0.29	4.22	21.28	45.25	72.98	101.86
Peer group composite	-0.38	-0.34	0.17	4.63	21.58	46.07	73.37	106.84
Relative to peer composite	-0.29	-0.55	-0.46	-0.42	-0.30	-0.81	-0.39	-4.98

Total Return performance to last month end for Ms. Hetal P Shah

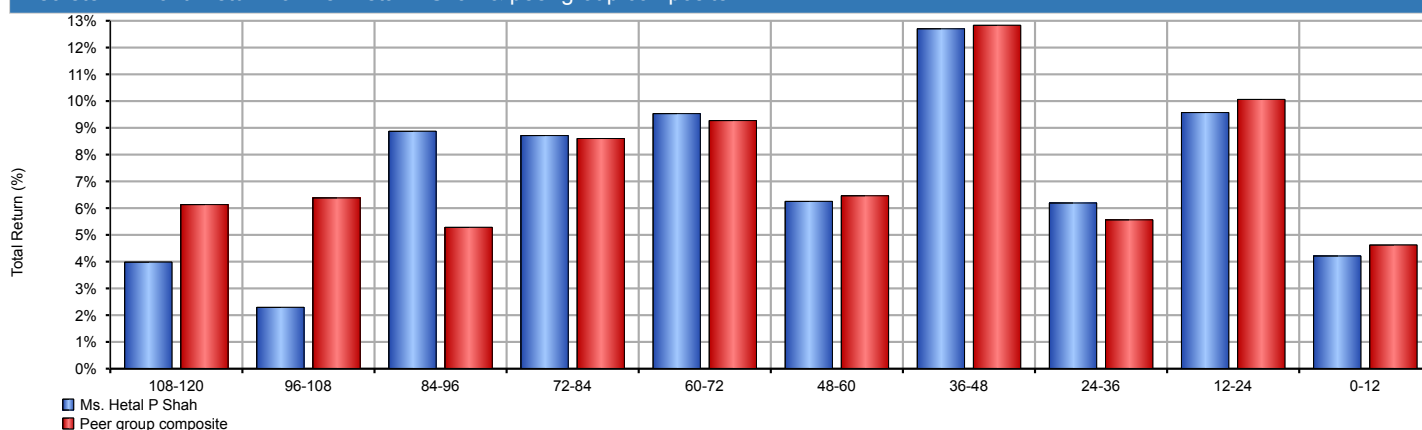


01/01/2008 - 28/02/2018 Powered by data from FE

Discrete Annual performance to last month end

	0-12m	12-24m	24-36m	36-48m	48-60m	60-72m	72-84m	84-96m	96-108m	108-120m
Ms. Hetal P Shah	4.22	9.58	6.20	12.71	6.26	9.54	8.72	8.88	2.30	3.99
Peer group composite	4.63	10.07	5.57	12.84	6.47	9.28	8.61	5.29	6.39	6.14
Relative to peer composite	-0.42	-0.49	0.63	-0.13	-0.21	0.26	0.11	3.59	-4.09	-2.15

Discrete 12 month return for Ms. Hetal P Shah & peer group composite



31/12/2007 - 28/02/2018 © FE Analytics 2018

Key measurements of performance vs. peer group composite

Alpha Rank	Over performance vs Under performance			Length of track record analysed here
	Overall	Over Periods	Under Periods	
n/a	Overall	4	6	40.00%
	In rising mkts	4	6	40.00%
	In falling mkts	0	0	-